

Incident Response Summary for Greeley Fire Department

For period 01/01/2010 Through 12/31/2010

Type of Incident	Current Year			Previous Year		
	In Jurisdiction	Outside	Totals	In Jurisdiction	Outside	Totals
Fires						
Fire, not otherwise classified	16	1	17	15	0	15
Structure fire involving an enclosed building	49	4	53	36	0	36
Structure fire not involving an enclosed building	3	0	3	1	0	1
Cooking fire, confined to container	28	0	28	24	0	24
Chimney or flue fire, confined to chimney or flue	2	0	2	2	0	2
Trash or rubbish fire, contained	43	1	44	42	0	42
Fire in mobile home used as fixed residence	0	0	0	2	0	2
Fire in motor home, camper, recreational vehicle	1	0	1	0	0	0
Vehicle fire, not otherwise classified	5	0	5	4	1	5
Passenger vehicle fire	22	1	23	31	0	31
Camper or recreational vehicle (RV) fire	1	0	1	0	0	0
Natural vegetation fire, not otherwise classified	8	0	8	23	1	24
Forest fire	0	1	1	0	0	0
Brush, or brush and grass mixture fire	21	0	21	21	0	21
Grass fire	39	0	39	16	0	16
Outside rubbish fire, not otherwise classified	11	0	11	7	0	7
Outside rubbish, trash or waste fire	19	0	19	15	0	15
Dumpster or other outside trash receptacle fire	11	0	11	9	0	9
Outside stationary compactor/compacted trash fire	0	0	0	1	0	1
Special outside fire, not otherwise classified	7	0	7	5	1	6
Outside storage fire	1	0	1	2	0	2
Outside equipment fire	1	0	1	3	0	3
Outside gas or vapor combustion explosion	0	0	0	1	0	1
Cultivated vegetation, crop fire, other	3	0	3	0	0	0
Cultivated trees or nursery stock fire	0	0	0	1	0	1
Unauthorized burning	6	0	6	5	0	5
Authorized controlled burning	10	0	10	7	0	7
Prescribed fire	2	0	2	2	0	2
	309	8	317	275	3	278
EMS						
Emergency medical incident, not otherwise classified	39	0	39	21	0	21
Emergency medical incident	5,614	3	5,617	5,764	1	5,765
Vehicle accident with injuries	245	2	247	247	1	248
Motor vehicle vs. pedestrian or bicycle accident	42	0	42	48	0	48
Search for person on land	1	0	1	0	0	0
Search for person in water	2	0	2	0	0	0
Extrication of victim(s) not otherwise classified	1	0	1	1	0	1
Extrication of victim(s) from building or structure	1	0	1	0	0	0

* denotes that the incident occurred within the selected jurisdiction, but no units from that jurisdiction responded

Incident Response Summary for Greeley Fire Department

For period 01/01/2010 Through 12/31/2010

Type of Incident	Current Year			Previous Year		
	In Jurisdiction	Outside	Totals	In Jurisdiction	Outside	Totals
EMS						
Extrication of victim(s) from vehicle	1	0	1	1	0	1
Extrication of victims(s) from elevator	5	0	5	12	0	12
Confined space rescue	0	0	0	1	0	1
Extrication of victim(s) from machinery	0	0	0	1	0	1
Water or ice rescue, not otherwise classified	1	0	1	0	0	0
Ice rescue	1	0	1	0	0	0
Electrocution or potential electrocution	1	0	1	0	0	0
Rescue or EMS standby	21	0	21	18	0	18
EMS call, party transported by non-fire agency	0	0	0	5	0	5
	5,975	5	5,980	6,119	2	6,121
Alarms						
False call (other than a fire alarm)	51	0	51	64	0	64
Fire alarm, malicious activation, no fire	39	0	39	47	0	47
Malicious false alarm made by telephone	5	0	5	6	0	6
Fire alarm system malfunction, no fire	17	0	17	30	0	30
Sprinkler activation due to malfunction	6	0	6	2	0	2
Fire alarm sounded due to cooking or burnt food	103	0	103	88	0	88
Fire alarm sounded due to dust, lack of maintenance, or simi	226	0	226	233	0	233
Carbon monoxide (CO) detector activation due to malfuncion	49	0	49	49	0	49
Unintentional transmission of alarm, other	9	0	9	12	0	12
Sprinkler activation, no fire - unintentional	1	0	1	2	0	2
	506	0	506	533	0	533
Other						
Explosion (no fire), not otherwise classified	2	0	2	3	0	3
Fireworks explosion (no fire)	0	0	0	1	0	1
Excessive heat, scorch burns with no ignition	0	0	0	1	0	1
Lock-in	1	0	1	7	0	7
Dive rescue or recovery	2	1	3	2	0	2
Hazardous condition, other	6	0	6	12	0	12
Flammable gas or liquid condition, other	1	0	1	1	0	1
Gasoline or other flammable liquid spill	9	0	9	15	0	15
Natural gas or LPG leak (outside)	23	0	23	9	0	9
Oil or other combustible liquid spill	3	0	3	3	0	3
Natural gas or LPG leak (inside)	6	0	6	12	0	12
Toxic condition, other	1	0	1	1	0	1
Chemical hazard (no spill or leak)	0	0	0	3	2	5
Chemical spill or leak	0	0	0	2	0	2

* denotes that the incident occurred within the selected jurisdiction, but no units from that jurisdiction responded

Incident Response Summary for Greeley Fire Department

For period 01/01/2010 Through 12/31/2010

Type of Incident	Current Year			Previous Year		
	In Jurisdiction	Outside	Totals	In Jurisdiction	Outside	Totals
Other						
Carbon monoxide incident	51	0	51	83	0	83
Electrical wiring/equipment problem, other	6	0	6	5	0	5
Heat from short circuit (wiring), defective/worn	1	0	1	1	0	1
Overheated motor	1	0	1	2	0	2
Light ballast breakdown	2	0	2	0	0	0
Power line down	24	0	24	29	1	30
Arcing, shorted electrical equipment	13	0	13	12	0	12
Accident, potential accident, other	4	0	4	3	0	3
Aircraft standby	1	0	1	3	0	3
Vehicle accident, non-injury	252	1	253	312	2	314
Aircraft crash, non-injury	1	0	1	1	0	1
Attempted burning, illegal action, other	1	0	1	0	0	0
Service Call, other	39	0	39	46	0	46
Person in distress, other	2	0	2	5	0	5
Lock-out	0	0	0	1	0	1
Ring or jewelry removal	1	0	1	3	0	3
Water problem, other	5	0	5	12	0	12
Water evacuation or shut-off	8	0	8	14	1	15
Water or steam leak	9	0	9	16	0	16
Smoke or odor removal	0	0	0	1	0	1
Animal problem, other	0	0	0	1	0	1
Animal problem	1	0	1	0	0	0
Animal rescue	2	0	2	0	0	0
Public service assistance, other	62	0	62	51	0	51
Assist police or other governmental agency	30	1	31	33	1	34
Police matter	188	0	188	141	0	141
Public service	19	0	19	22	0	22
Assist invalid	33	0	33	15	0	15
Lift assist	214	0	214	247	0	247
Defective elevator, no occupants	2	0	2	4	0	4
Cover assignment, standby, moveup	12	0	12	8	1	9
Good intent call, other	94	0	94	116	0	116
Dispatched & canceled en route	894	7	901	673	4	677
Wrong location	7	0	7	4	0	4
Steam, other gas mistaken for smoke, other	0	0	0	1	0	1
Smoke or odor investigation, no fire	191	0	191	196	1	197
Steam, vapor, fog or dust thought to be smoke	3	0	3	5	0	5
Barbecue, tar kettle Investigation	4	0	4	3	0	3
Hazmat release investigation w/ no hazmat	0	0	0	2	0	2
Medical alarm activation, no medical problem	92	0	92	104	0	104

* denotes that the incident occurred within the selected jurisdiction, but no units from that jurisdiction responded

Incident Response Summary for Greeley Fire Department

For period 01/01/2010 Through 12/31/2010

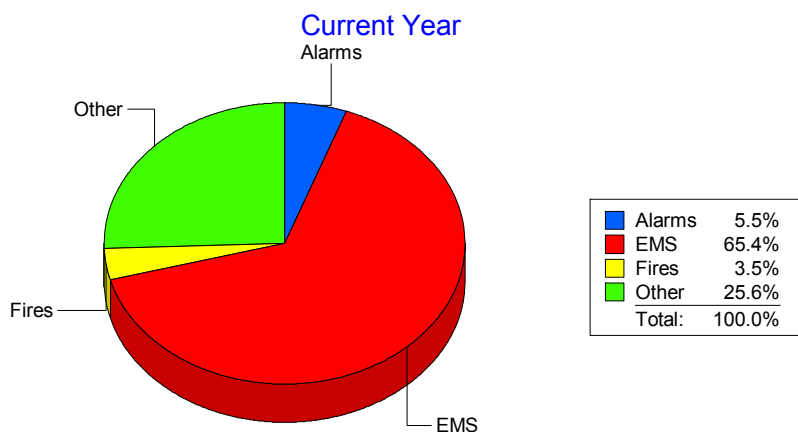
Type of Incident	Current Year			Previous Year		
	In Jurisdiction	Outside	Totals	In Jurisdiction	Outside	Totals
Other						
Flood assessment	0	0	0	4	0	4
Wind storm, tornado/hurricane assessment	0	0	0	2	0	2
Lightning strike (no fire)	0	0	0	2	1	3
Special type of incident, other	2	0	2	3	0	3
Citizen complaint	6	0	6	2	0	2
	2,331	10	2,341	2,260	14	2,274
Grand Totals	9,121	23	9,144	9,187	19	9,206

* denotes that the incident occurred within the selected jurisdiction, but no units from that jurisdiction responded

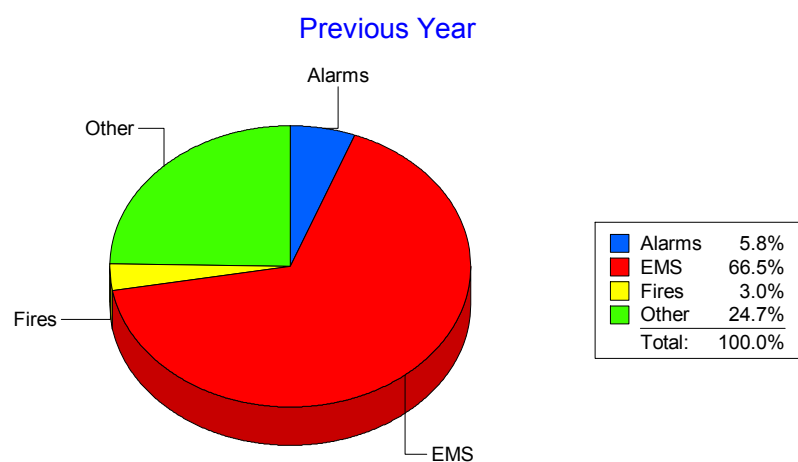
Incident Response Summary for Greeley Fire Department

For period 01/01/2010 Through 12/31/2010

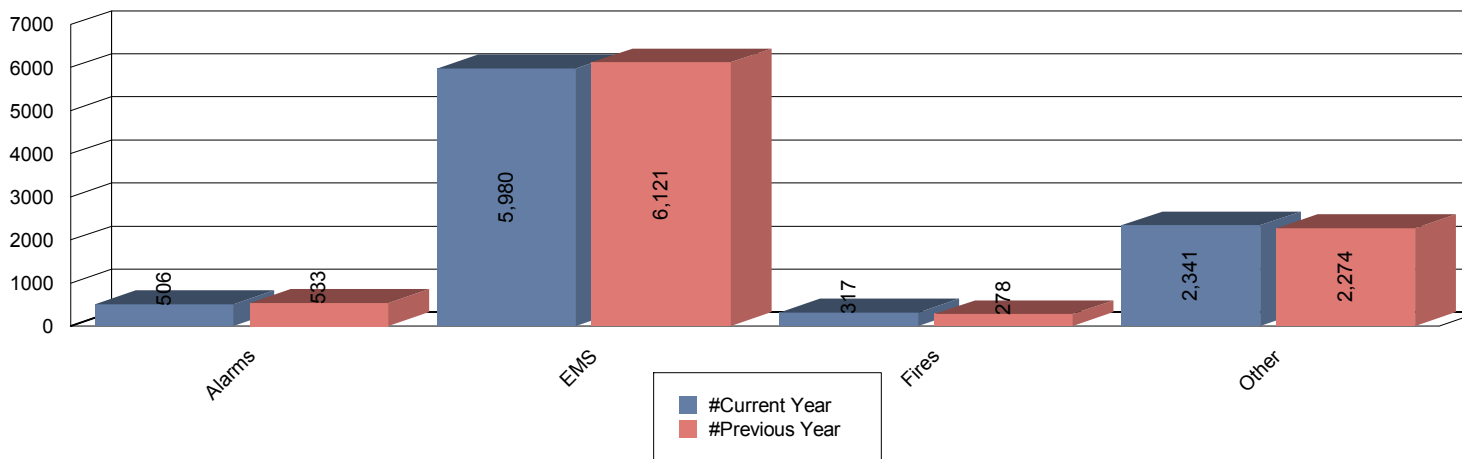
Total Incidents by Category



Total Incidents by Category



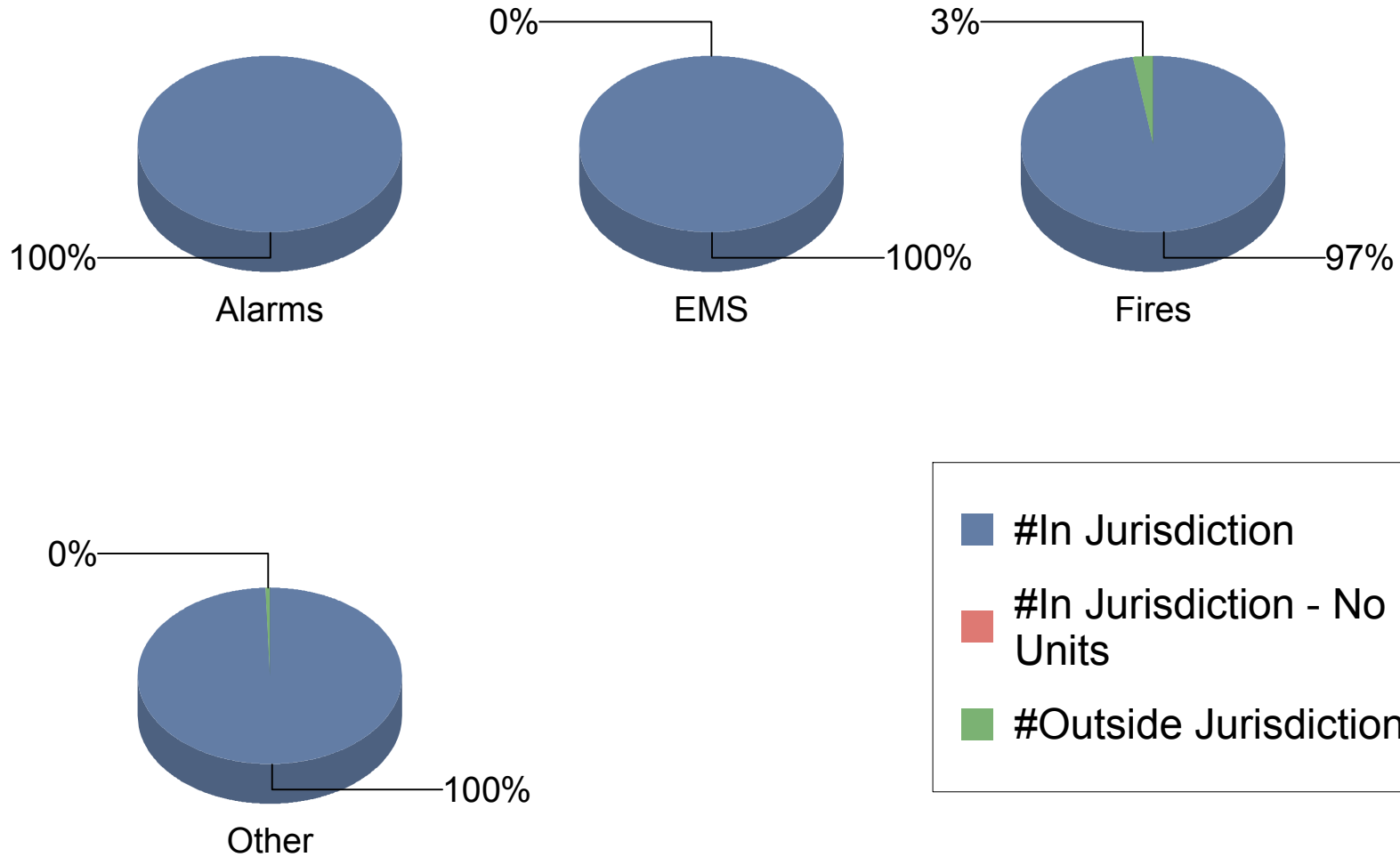
Two Year Comparison



* denotes that the incident occurred within the selected jurisdiction, but no units from that jurisdiction responded

Jurisdiction

Current Year



* denotes that the incident occurred within the selected jurisdiction, but no units from that jurisdiction responded