

# *Union Colony* *Civic Center*

## *Monfort Concert Hall*

*Technical Specifications  
& Information Packet*

# General Information

Mailing Address: 701 10<sup>th</sup> Ave  
Greeley, CO 80631  
(Loading dock access is from 11<sup>th</sup> Ave and 7<sup>th</sup> street)

Staff:

|  |              |
|--|--------------|
| Mark Breimhorst, <i>UCCC Director</i>                | 970-350-9768 |
| Jason Evenson, <i>Technical Services Coordinator</i> | 970-350-9482 |
| Jill Droegemueller, <i>Scheduling Coordinator</i>    | 970-350-9449 |
| Mari Hein, <i>Ticket Office Coordinator</i>          | 970-350-9470 |
| Andy Segal, <i>Marketing Coordinator</i>             | 970-350-9455 |

Hotels: (Official Season Sponsor 2010-2011)

|   |              |
|---|--------------|
| Days Inn — 5630 10 <sup>th</sup> Street (4 miles)           | 970-392-1530 |
| Fairfield Inn — 2401 W. 29 <sup>th</sup> Street (3.7 miles) | 970-339-5030 |

Taxi Service:

|                         |              |
|-------------------------|--------------|
| Super Shuttle - Greeley | 970-686-5555 |
|-------------------------|--------------|

Limo Service:

|                             |              |
|-----------------------------|--------------|
| Northern Colorado Limousine | 970-351-0516 |
| First Choice Limousines     | 970-346-0919 |

Music Stores:

|   |              |
|---|--------------|
| Campus Music Store — 907 16 <sup>th</sup> Street    | 970-353-0572 |
| Greeley Guitar Center — 915 16 <sup>th</sup> Street | 970-353-0806 |
| Kimbrel Music Inc. — 823 10 <sup>th</sup> Street    | 970-352-1436 |

Restaurants:

See next page

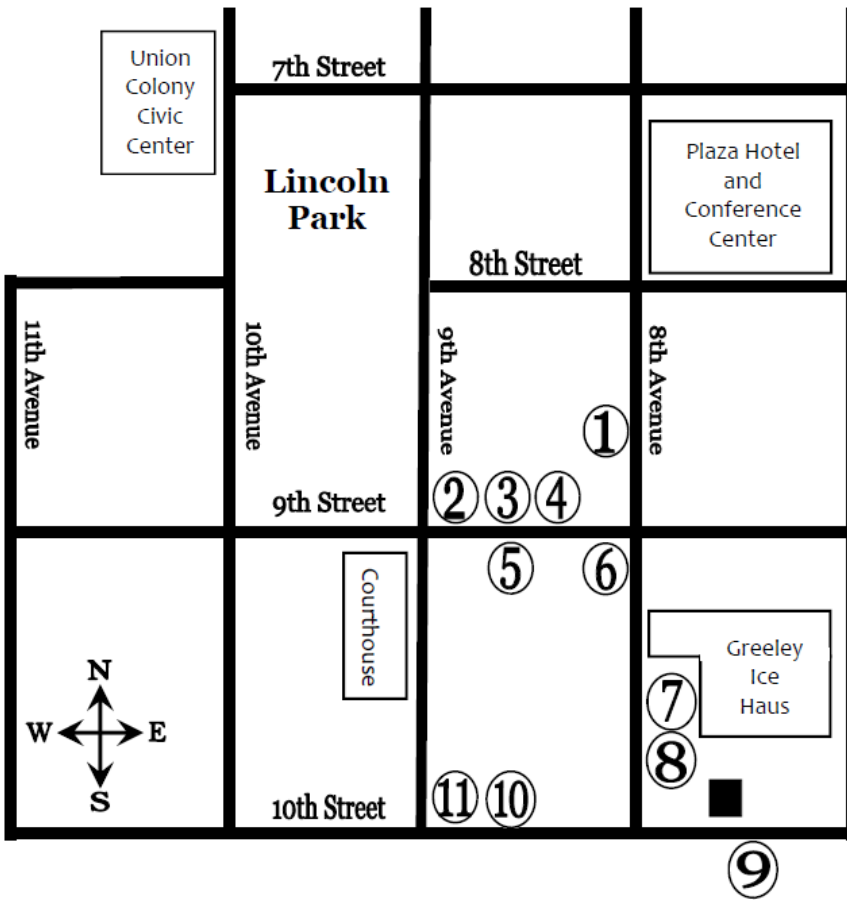
Emergency Numbers:

|   |                |
|---|----------------|
| Fire, Police, Ambulance                                     | 911            |
| Hospital – North Colorado Medical Center                    | 352-4121       |
| Poison Control  | 1-800-332-3073 |
| Doctor – Greeley Medical Clinic — 1900 16 <sup>th</sup> St. | 353-1551       |
| Laundry — 1624 8 <sup>th</sup> Ave                          | 356-3053       |
| Cleaners — 1214 9 <sup>th</sup> Ave                         | 352-3210       |

Time Zone:

Mountain

# Restaurants in the Downtown Greeley Core



- 1 **The Kress Cinema & Lounge**  
817 8th Ave., 515-5716
- 2 **Rio Grande Mexican Restaurant**  
825 9th St., 304-9292
- 3 **The Armadillo**, 819 9th St., 304-9024
- 4 **Dutch's**, 813 9th St., 352-9110
- 5 **The Penalty Box**, 822 9th St., 301-4212  
**The Jager**, 822 9th St., Lower Level,  
301-4212
- 6 **Patrick's Irish Pub**,  
800 9th St., Ste. B, 301-4412
- 7 **Isla Bonita Mexican Restaurant**  
908 1/2 8th Ave., 346-9170
- 8 **Roasty's**, 920 9th Ave., 356-2806
- 9 **Carl's Jr.**, 720 10th St., 352-9522
- 10 **The Knuckle Sandwich**,  
821 10th St., 352-8008
- 11 **Woody's Newsstand**,  
942 9th Ave., 352-8117

## More Greeley Downtown Restaurants

Canton Garden - 1330 8th Ave., 353-7314  
 Cheba Hut - 1645 8th Ave., 673-8733  
 Chipotle's Mexican Grill - 807 17th St., #A, 346-8700  
 The Country Inn - 1415 8th Ave., 353-8530  
 D.P. Dough - 901 16th St., 336-8888  
 Hope Mexican Restaurant - 1029 9th St., 378-4894  
 Randy's Chicken Coop - 1635 8th Ave., 673-8796  
 Santeramo's Pizza House - 1229 10th Ave., 353-4844  
 Taste of Philly - 829 16th St., 336-0010  
 The Kitchen - 905 16th St., 351-7396

The Ranch Restaurant - 714 6th St., 356-1411  
 Tropical Sno - 923 16th St., 352-7036  
 Winchell Donut House - 1503 8th Ave., 353-5728

### Coffee Shops

Margie's Java Joint - 931 16th St., 356-1687  
 Zoë's Café, 715 10th St., 352-2089  
 Winchell Donut House - 1503 8th Ave., 353-5728  
 Woody's Newsstand - 942 9th Avenue, 352-8117

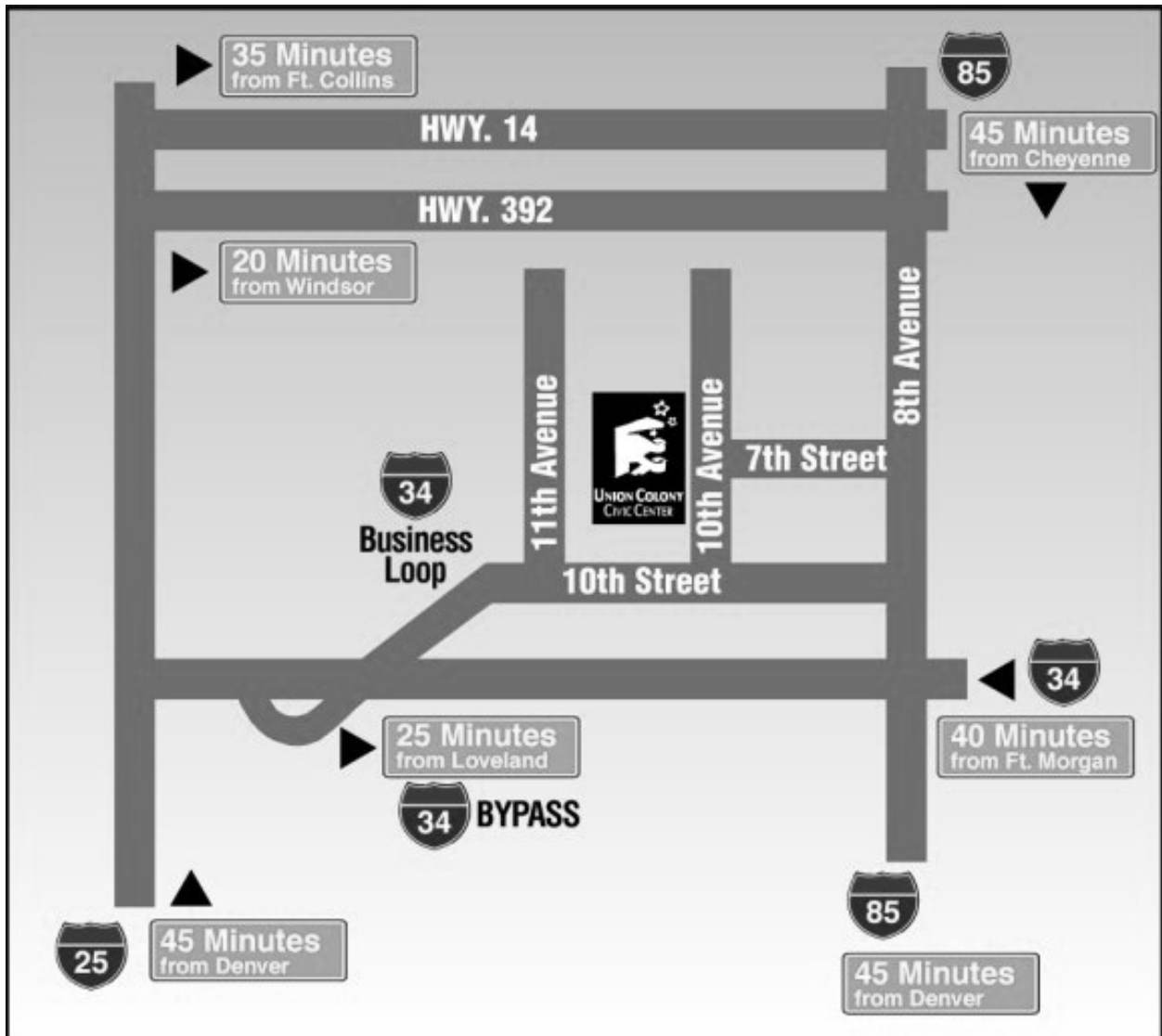
Restaurant Guide Provided by:



Travel Directions:

From North or South on I-25, take the US 34 East exit. Go East approx. 10 miles to the US 34 Business exit. Take that exit and continue east into town. (US 34 Business becomes 10<sup>th</sup> Street.) Proceed through town to 11<sup>th</sup> Ave. and turn left (North). Go three blocks to 7<sup>th</sup> Street. The loading dock is at 11<sup>th</sup> Ave and 7<sup>th</sup> Street. Trucks and busses may be left in the parking lot next to the loading dock.

From North or South on Highway 85, take 5<sup>th</sup> Street west. Go west about 1 mile to 11<sup>th</sup> Ave and turn left (South). Go two blocks to 7<sup>th</sup> Street. The loading dock is at 11<sup>th</sup> Ave and 7<sup>th</sup> Street.



# Load-In Area

Loading Dock:

The loading dock is approximately 60'-0" (18.29m) from the stage, and on the same levels as the stage. The height of the loading dock is 48" (1.22m). There is room for two trucks at the dock. The primary loading space is equipped with a dock leveler and has a loading door 8'-0" x 10'-0" (2.44m x 3.05m). The secondary space has no leveler and has a door 5'-5" x 6'-9" (1.83m x 2.13m). Trucks can be left at the loading dock.

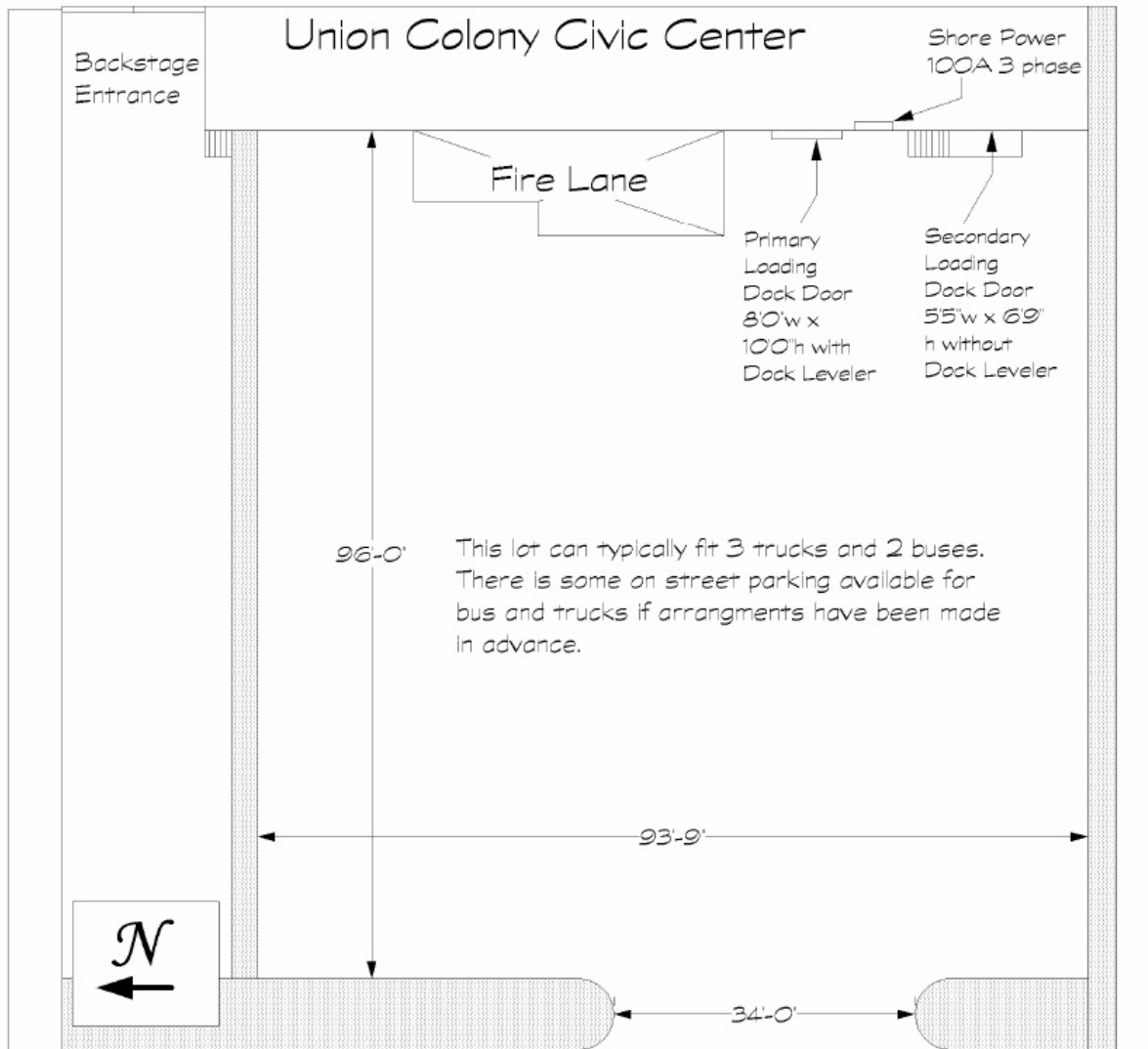
Shore Power:

100 Amps 3 phase (lugs) located just inside loading door.

Loading Lighting:

Available

**NOTE: Trucks and buses are not allowed to be kept running in the loading dock area!**



11th Avenue @ 7th Street

# Carpentry

Seating Capacity: 1661

1<sup>st</sup> Floor: 848, 2<sup>nd</sup> floor: 476, 3<sup>rd</sup> Floor: 337

Optional orchestra pit seating adds 25 seats to total

Dimensions:

|                              |   |
|------------------------------|---|
| Proscenium Width:            | 50'-0" (15.24m)   |
| Proscenium Height:           | 28'-0" (8.53m)  |
| Wing Space (Pros to wall):   | SR: 19'-0" (5.79m)<br>SL: 22'-0" (6.70m) (The orchestra shell stores on SL so wing space is limited.) |
| Pros to US Traveler:         | 39'-0" (11.88m)   |
| US Crossover (Traveler/Cyc): | 6'-6" (1.98m)/5'-6" (1.68m)   |
| Pros to DS edge of apron:    | 12'-6" (3.8m) (includes hydraulic orchestra pit – not visible from 2 <sup>nd</sup> balcony)           |
| <u>Pit Lift:</u>             | 9'-9" (2.7m) x 43'-3" (13.78m)  |
| Height of grid:              | 60'-0" (18.29m)   |
| Height of stage from floor:  | 3'-6" (1.07m)   |

The wood floor extends offstage in both directions for a distance of 8'-0" (2.44m). The floor from this point to the wings is concrete. The upstage crossover space (5'-6") (1.68m) is also concrete. In other words, the wood flooring is 66'-0" (20.12m) wide, and extends 40'-0" (12.19m) upstage of the proscenium.

The Union Colony Civic Center owns a portable dance floor – Rosco Reversible – Black/white

NOTE: SCREWS, LAGS, ARE PERMITTED INTO THE STAGE FLOOR AS LONG AS PRE-DRILLING OCCURS. NO FASTENING DEVICES ARE PERMITTED THROUGH THE DANCE FLOOR.

Soft Goods:

- Grand Drape and Valance are both red. The drape travels; operated DSR (manual)
- Legs – 8 pair black velour — 33'-0" x 11'-0" (10.06m x 3.35m) – 50% fullness
- Borders – 4 each black velour — 15'-0" x 72'-0" (4.57m x 21.95m) – no fullness
- Scrim – 1 each — 30'-0" x 65'-0" (9.14m x 1.81m) – black
- Cyc – 1 each — 32'-0" x 60'-0" (9.75m x 18.28m) – Natural Seamless Muslin
- Travelers – 2 each black velour — 33'-0" x 72'-0" (10.06m x 21.95m) – 50% fullness – see lineset schedule for location. Bottom of Travelers when out is 24'-6".
- Movie Screen – Hard Framed, 33'-6" x 22'-6" viewable area, front projection only, bottom of screen when flown out is 29'-3".

# Fly System

The fly system is a single purchase counterweight t-track system.

The lock rail is located SR.

All battens are 72' long (21.95m) 1½ (3.81cm) I.D.

The house curtain acts as the fire curtain and a 2'-0" (0.61m) space (minimum) must be kept clear of all obstructions to allow the curtain to travel in the event of an alarm.

Arbor Capacity:  
1,000 lbs (454 kg)

Available weight in loading gallery:  
19,000 lbs (8620 kg)

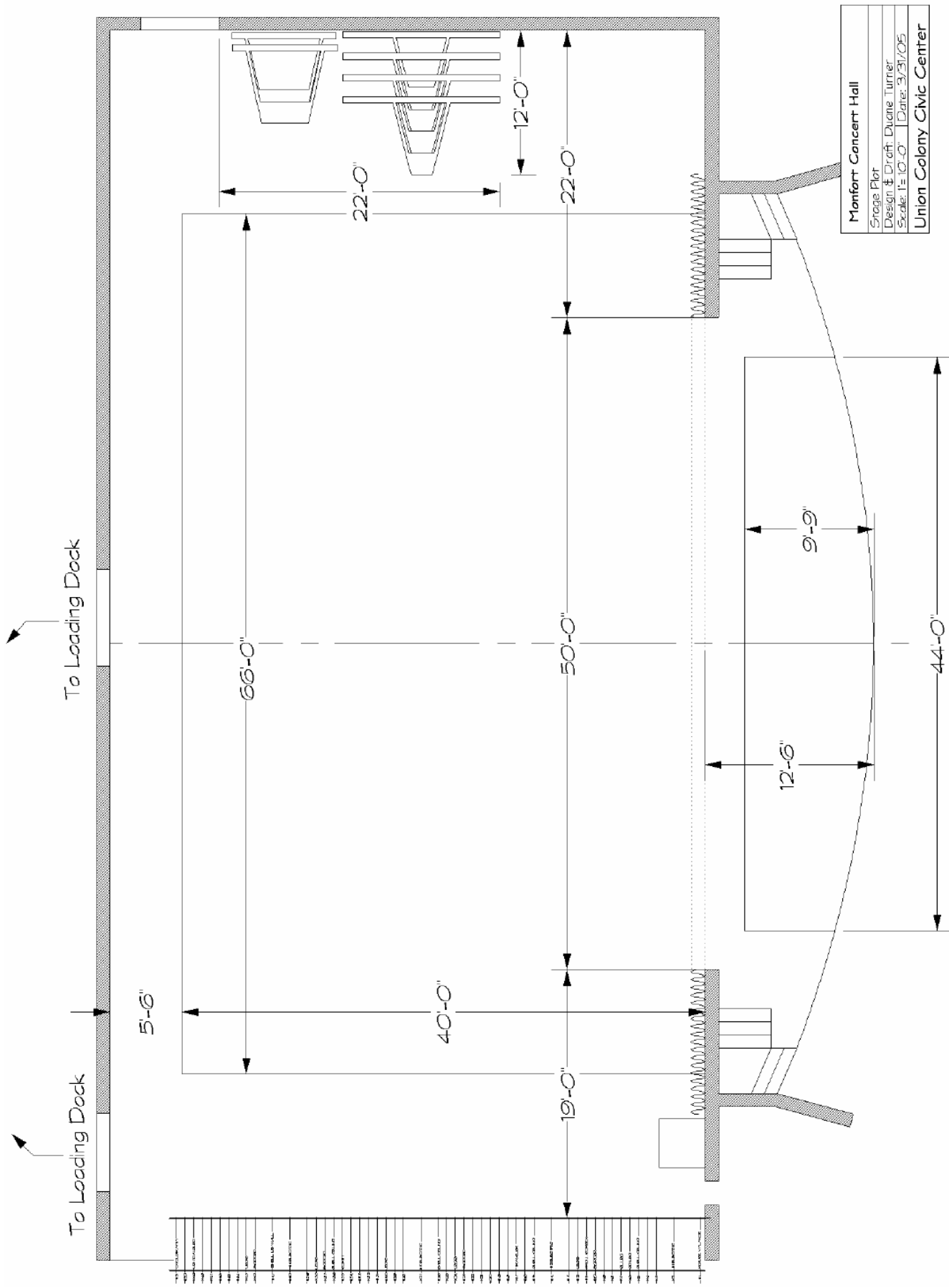
Out trim of system pipes  
59' (17.98m)

## Line Set Schedule –

Lines marked with an asterisk cannot be cleared. Placement of legs and borders varies from show to show.

| <u>Line #</u> | <u>Distance from Pros</u> |               | <u>Use</u>                    |
|---------------|---------------------------|---------------|-------------------------------|
|               | <u>Feet/Inch</u>          | <u>Meters</u> |                               |
| *1            | 5"                        | .15m          | House Valance                 |
| 2             | 2'-5"                     | .76m          | 1 <sup>st</sup> Electric      |
| 3             | 3'-9"                     | 1.14m         |                               |
| 4             | 4'-5"                     | 1.37m         |                               |
| *5            | 5'-1"                     | 1.55m         | 1 <sup>st</sup> Shell Ceiling |
| 6             | 5'-9"                     | 1.75m         |                               |
| 7             | 6'-5"                     | 1.98m         |                               |
| 8             | 7'-1"                     | 2.16m         |                               |
| 9             | 7'-9"                     | 2.36m         |                               |
| 10            | 8'-5"                     | 2.59m         |                               |
| 11            | 9'-1"                     | 2.77m         | Movie screen                  |
| 12            | 9'-9"                     | 2.97m         |                               |
| 13            | 10'-5"                    | 3.20m         |                               |
| 14            | 11'-9"                    | 3.58m         | 2 <sup>nd</sup> Electric      |
| *15           | 13'-1"                    | 3.99m         | 2 <sup>nd</sup> Shell Ceiling |
| 16            | 13'-9"                    | 4.19m         |                               |
| 17            | 14'-5"                    | 4.42m         |                               |
| 18            | 15'-1"                    | 4.60m         |                               |
| 19            | 15'-9"                    | 4.80m         |                               |
| 20            | 16'-5"                    | 5.03m         |                               |
| *21           | 17'-1"                    | 5.21m         | Mid. Traveler                 |
| 22            | 17'-9"                    | 5.41m         |                               |
| 23            | 18'-5"                    | 5.64m         |                               |
| 24            | 19'-1"                    | 5.82m         |                               |
| 25            | 19'-9"                    | 6.02m         |                               |

| <u>Line #</u> | <u>Distance from Pros</u> |               | <u>Use</u>                    |
|---------------|---------------------------|---------------|-------------------------------|
|               | <u>Feet/Inch</u>          | <u>Meters</u> |                               |
| *26           | 20'-5"                    | 6.25m         | 3 <sup>rd</sup> Shell Ceiling |
| 27            | 21'-9"                    | 6.63m         | 3 <sup>rd</sup> Electric      |
| 28            | 23'-1"                    | 7.04m         |                               |
| 29            | 23'-9"                    | 7.24m         |                               |
| 30            | 24'-5"                    | 7.47m         |                               |
| 31            | 25'-1"                    | 7.65m         |                               |
| 32            | 25'-9"                    | 7.85m         |                               |
| 33            | 26'-5"                    | 8.08m         |                               |
| 34            | 27'-1"                    | 8.26m         |                               |
| 35            | 27'-9"                    | 8.46m         |                               |
| *36           | 28'-5"                    | 8.69m         | 4 <sup>th</sup> Shell Ceiling |
| 37            | 29'-1"                    | 8.87m         |                               |
| 38            | 29'-9"                    | 9.07m         |                               |
| 39            | 30'-5"                    | 9.30m         |                               |
| 40            | 31'-9"                    | 9.68m         | 4 <sup>th</sup> Electric      |
| *41           | 33'-1"                    | 10.09m        | Shell Rear Wall               |
| 42            | 34'-5"                    | 10.52m        |                               |
| 43            | 35'-1"                    | 10.70m        |                               |
| 44            | 35'-9"                    | 10.90m        |                               |
| 45            | 36'-5"                    | 11.13m        |                               |
| 46            | 37'-1"                    | 11.31m        |                               |
| 47            | 37'-9"                    | 11.51m        |                               |
| 48            | 38'-5"                    | 11.73m        |                               |
| *49           | 39'-1"                    | 11.92m        | Upstage Trav.                 |
| 50            | 39'-9"                    | 12.12m        |                               |
| *51           | 40'-5"                    | 12.34m        | Cyclorama                     |



# Electrics

|                            |  |  |
|----------------------------|--|--|
| <u>Dimmers:</u>            | 288 @ 2.4k (Strand CD80)                                 |  |
| <u>Control Boards:</u>     | ETC Insight 2X   |  |
| <u>Company Switch:</u>     | 600A 3 phase (cams/lugs) located USR (does not transfer) |  |
| <u>Lighting Positions:</u> |  |  |
| FOH:                       | 1 <sup>st</sup> Beam                                     | 32 circuits at 2'-0" (0.61m) spacing — 55' (16.76m) throw @ 50 degrees from proscenium line.                                 |
|                            | 2 <sup>nd</sup> Beam                                     | 28 circuits at 2'-0" (0.61m) spacing — 70' (21.34m) throw @ 45 degrees (this position is usable for lighting the apron only) |
|                            | Slots  | 5 circuits each side 36' (10.98m) throw @ 25-35 degrees  |
| Stage:                     | 1 <sup>st</sup> electric                                 | 43 circuits at 1'-6" (0.46m) spacing   |
|                            | 2 <sup>nd</sup> electric                                 | 43 circuits at 1'-6" (0.46m) spacing   |
|                            | 3 <sup>rd</sup> electric                                 | 31 circuits at 2'-0" (0.61m) spacing   |
|                            | 4 <sup>th</sup> electric                                 | 23 circuits in groups of 4 at 8'-0" (2.44m) spacing  |
|                            | Drop boxes   | 3 SR, 3 SL, each with 4 circuits   |
|                            | Floor Pockets  | 12 total (4 SR, 4 SL, 4 US, each with 4 circuits)  |

**Instrument Inventory: (ALL INSTRUMENTS HAVE GROUNDED STAGE PIN CONNECTOR)**

| <b>Instrument</b>                | <b>Lamp</b> | <b>Quantity</b>             |
|----------------------------------|-------------|-----------------------------|
| 14 degree Source 4               | 750w        | 20 (used in beams only)     |
| 90 degree Source 4               | 575w        | 2                           |
| 50 degree Source 4 (barrel only) |             | 10                          |
| 36 degree Source 4               | 575w        | 70                          |
| 26 degree Source 4               | 575w        | 30                          |
| 19 degree Source 4               | 575w        | 20                          |
| 10 degree Source 4               | 575w        | 10                          |
| 5 degree Source 4 (barrel only)  |             | 10                          |
| 6" Fresnel                       | 750w        | 20                          |
| Source 4 PAR Cans                | 575w        | 60                          |
| 18" Scoops                       | 500w        | 9                           |
| ETC Selador Vivid-R              | LED 63"     | 6                           |
| Chauvet COLORado 2 Tour          | LED Par     | 15                          |
| Follow Spots                     | 2000w       | 2 <i>Lycian 1290 XLT 2K</i> |
| Technobeam 18 With Iris          | 575w        | 4 (Charges may apply)       |
| Studio Spot 575                  | 575w        | 6 (Charges may apply)       |
| X-Spot Extreme 4:1               | 750w        | 2 (Charges may apply)       |

- The Union Colony Civic Center owns 8 side lighting towers with 12' (3.66m) pipes.
- We have approximately 1500' (457m) of 12 gauge cable.
- (2) Le Maitre Radiance Hazer w/DMX controller
- (1) High End Systems F-100 Fog Generator with DMX Controller

**Ladders:**

- A 32'-0" personnel lift is available
- A 21'-6" A-frame ladder is available
- A Little Giant MXZ model 21 ladder is also available.
- Note: House lights may be controlled from the light booth, SM panel, Guest Mix or may be controlled using a spare universe on a light board.

# Audio

The house console is a Yamaha M7CL, with 48 mono channels, 4 stereo channels, 8 DCA's, & 24 sends. Each channel has 2 dynamic controls (gate, compressor, expander, etc...) and a full rack of 31-band EQs and FX are internally patchable. The full contingent of outboard gear is also patchable.

The monitor console is a Yamaha M7CL, with 48 mono channels, 4 stereo channels, 8 DCA's, & 24 sends. Each channel has 2 dynamic controls (gate, compressor, expander, etc...) and a full rack of 31-band EQs and FX are internally patchable. Charges may apply for use of monitor console.

There are 8 tie lines from mix to stage on either side of the stage. The house stereo system is JBL VRX900 series line-array with four VRX932LA and two VRX918S per side. The cluster speakers are JBL VRX928 line array with VRX915 Subwoofers. It is a time aligned multi-cluster mono system. The center fill stereo speakers are the AXYS U-14 powered speakers (not used for every event.)

Company Switch (Isolated): 200A 3 phase (cams/lugs) located DSL (does not transfer)

## Monitor Loudspeakers

|                           |    |
|---------------------------|----|
| JBL VRX915m               | 6  |
| JBL SRX712m               | 10 |
| All monitors are Bi-Amped |    |

## Outboard Equipment

The following equipment is fully patchable:

Art Pro VLA-II tube Compressor, Aphex Expresser, dbx 231x8

## Playback Equipment

Denon DN-T635 CD Player

Sony CD Recorder/Player

## Microphones:

| <b>Brand</b>  | <b>Model #</b> | <b>Quantity</b> |
|---|----------------|-----------------|
| AKG   | C-414-EB/P48   | 2               |
| AKG   | C-460B         | 4               |
| <i>with 2 each of the following capsules: shotgun, hypercard, omni and 1 cardioid</i> |                |                 |
| AKG   | C-535          | 6               |
| E.V.  | RE-20          | 1               |
| E.V.  | ND308          | 3               |
| Nady  | PCM200         | 1               |
| Shure   | Beta 52        | 1               |
| Shure   | Beta 87c       | 4               |
| Shure   | Beta 91        | 1               |
| Shure   | KSM27          | 4               |
| Shure   | KSM32          | 2               |
| Shure   | PG 81          | 4               |
| Shure   | SM 58          | 18              |
| Shure   | SM 57          | 4               |
| Shure   | SM 98          | 3               |

# AUDIO continued

|                  |                   |              |
|------------------|-------------------|--------------|
| Senn.            | E609              | 1            |
| Senn.            | MD 421            | 3            |
| Senn.            | MD 431            | 1            |
| Senn.            | MD 441            | 1            |
| Senn.            | Wireless HH/Lapel | 8-HH/8-lapel |
| Choral (hanging) |                   | 4            |
| Crown            | PCC-160           | 5            |
| Beyer            | M 69              | 4            |

## Microphone Stands:

|       |                               |    |
|-------|-------------------------------|----|
| AKG   | KM-201 /211-2                 | 18 |
| AKG   | KM-251/211-2                  | 4  |
| Atlas | DMS 10E short stands w/ booms | 10 |
| Atlas | Round base straight stands    | 14 |

*\*All microphone stands and microphones have QK2-B quick connects.*

## Intercom:

The Union Colony Civic Center has a 4 channel Clear-Com intercom system with speaker stations and/or wall stations in the following locations:

Stage Manager's Panel, Down Stage Left, Lock Rail (2), House Center, Trap Room, Orchestra Pit, Guest Mix, House Mix, Light Booth, Follow Spot Booth (3 stations), Catwalks, Light Ports, Dimmer Bank Room, Amplifier Room, Grid

## Miscellaneous Sound Equipment:

- House foldback (program sound) is available to all dressing rooms and backstage areas. Closed circuit TV monitors are also available in Dressing Rooms 1, 2, 9, and the Green room.
- Paging to all dressing rooms and backstage areas is available from the stage manager's panel.
- An FM based hearing impaired system is utilized, and receivers are available to all patrons free of charge from the Information Booth in the Lobby.

## Sound Levels:

Sound levels in excess of 90db A-weighted running level are not permitted. Sound levels in excess of 94db A-weighted peak are not permitted. All sound levels are measured at the house mix position with house equipment.

## Mix Positions:

House mix position is slightly right of center on the first balcony. There is also a space for extra equipment at this position as long as it does not block sight lines.

Guest mix position is located at the rear of the Main floor. There is plenty of room for a sound and lighting console. There are 18 tie lines that can be patched to anywhere onstage or house mix position. Clear-com as well as RFU and house light control can be also patched in separately from this position. Snakes may be routed either house left or house right through hooks that are installed on the walls.

# PROPS

## Orchestra Pit:

- Pit lift is 9'-9" x 43'-3" (2.97m x 13.78m) and at any level is not visible from the 2nd balcony. It is fully adjustable hydraulic, positional at any height. The height can be adjusted from either the lift or the stage manager's panel (DSR).
- Orchestra Chairs: 95 Wenger Musician (black)
- Music Stands: 75 Wenger, 20 Extra Tall
- Stand Lights: 95
- Conductor's Podium: Custom podium, 3.5' x 3.5' x 12" (1.06m x 1.06m) with removable railing
- Pianos: Three pianos are available to choose from: 2 Steinway Concert Grand (D) pianos, and one Baldwin 52" upright. Humidifiers have been added to both concert grands.

The Union Colony Civic Center has a Wenger Concert Shell (Designer Series with Stage master Ceiling). The shell is 33'-0" (10.06m) deep and tapers from 50'-0" (15.24m) wide at the Proscenium to 36'-0" (10.97m) wide at the upstage wall.

## Platforms:

- 3' x 8' (.91m x 2.44m) non-carpeted platforms are available in the following heights (4 each) 8", 16", 24" and 32" (.2m, .41m, .61m, and .81m)
- 4' x 8' (1.22m x 2.44m) carpeted platforms are available in the following heights 8"(5), 16"(4), and 24"(7) (.2m, .41m, and .61m)
- 4' x 8' (1.22m x 1.82m) carpeted platforms are available in the following heights 8"(2) and 16"(4)(.2m and .41m)
- 4' x 8' Adjustable height platforms adjustable from 32" to 56" (8)

## Dance Floor:

8 rolls of Rosco Reversible (black and white) are available. The fully assembled floor covers the entire wood floor US of the Curtain.

## Lectern:

2 custom lecterns are available (no integral sound or lighting)

# Wardrobe

## Dressing Rooms:

The following Dressing Room facilities are available:

One chorus dressing room, containing:

Approximately 1000 square feet (304 square meters) of floor space

Approximately 100 linear feet (30.48m) of mirror and counter

3 sinks, 1 toilet, 1 shower

One ADA Accessible chorus dressing room, containing:

Approximately 1000 square feet (304 square meters) of floor space

Approximately 100 linear feet (30.48m) of mirror and counter 3 sinks

1 Bathroom with accessible toilet, sink, and shower

Three Dressing Room suites, containing:

1 room 8' x 8' (2.44m x 2.44m) with 1 sink

1 room 5' x 14' (1.52m x 4.27m) with 1 sink

1 shared shower and toilet

One ADA accessible Star dressing room, containing:

1 room 10' x 15' with 1 sink

1 large private bathroom with accessible toilet, sink, and shower

All dressing rooms have limited rack space.

Additional shower facilities are available for large performing groups in a connected building. Prior arrangements must be made for their use. All dressing rooms are on stage level, with none being more than 60' (18.29m) from the stage.

No specific wardrobe room is available.

2 irons and ironing boards are available.

2 steamers are available.

Washer and dryer are available for wardrobe and crew laundry.

A quick change area is available both DSR and DSL.

# MANAGEMENT

Production Room: USL in the dressing room area. Phone, desk and fax line are available.

Greenroom: Off stage left

Stage Manager's Console: DSR - includes dressing room paging, program monitor control, video monitor and local phone.

Flameproofing:

All elevated scenery (including platform facings) are to be flame proofed in accordance with the Uniform Building Code and Uniform Fire Code. All scenery must meet the minimum requirements for Class B Interior Finish as set forth in UBC Chapter 42, Table 42b. Written proof of testing of the paint or flame proofing compound used may be required before scenery is allowed into the Union Colony Civic Center. The testing may be New York, California, or other nationally recognized standards.

Pyrotechnics: The use of fire, flashpots, pyrotechnics, atmospheric effects, fireworks, or firearms require a special permit from the Greeley Fire Department. Fireworks is defined as any combustible or explosive composition, or any substance or combination of substances, or device prepared for the purpose of producing a visual or audible effect by combustion, explosion, deflagration or detonation. NOTE: The approval for this permit may not be available after hours or on weekends without advance notice.

Smoking: Colorado State Law mandates that the Union Colony Civic Center will be a no smoking house. Absolutely no smoking is allowed on the stage, in the wings, workshop, dressing rooms, greenroom, control booths, or in the house. Smoking is permitted onstage only as required during the action of a performance or rehearsal.

Additionally, food and drinks are not permitted onstage, in the house, or in the control booths.