



# **AIR QUALITY & NATURAL RESOURCES COMMISSION**

## **Agenda**

**January 28, 2020**

**Council Chambers - City Center South  
1001 11<sup>th</sup> Avenue  
1:15 p.m.**

---

**I. Call to Order**

**II. Approval of January 10, 2017 Minutes**

**III. 2019 Odor Report**

Presenter: Colby Zander, Code Compliance Supervisor

**IV. Adjournment**

This page intentionally left blank.



## **AIR QUALITY AND NATURAL RESOURCES COMMISSION**

### **Proceedings**

**January 10, 2017**

**1025 9<sup>th</sup> Avenue  
District 6 Administration Building  
School Board Meeting Room  
1:15 p.m.**

---

#### **I. Call to Order**

Chair Hall called the meeting to order at 2:06 p.m. following adjournment of the Planning Commission hearing. Commissioners Schulte, Rarick, Andersen, Weaver, Yeater and Mirick were present.

#### **II. Approval of minutes for the meeting held on February 9, 2016**

Commissioner Rarick moved to approve the minutes from February 9, 2016 as presented. Commissioner Weaver seconded the motion. The motion carried 7-0.

#### **III. 2016 Odor Report**

Brad Mueller introduced the report and noted the low number of complaints in 2016. He stated that staff would be challenged in 2017 to find possible ways to better publicize opportunities for citizens to make complaints.

Commissioner Andersen addressed the minimal number of complaints and asked whether the public is aware of the means of reporting odor complaints. She noted that complaints made after odor hotline hours are noted, but not investigated. Mr. Mueller briefly discussed the reduction in the number of odor complaints associated with JBS since the

installation of the stack. Commissioner Rarick pointed out that other business are in that area besides JBS.

#### **IV. Adjournment**


There being no more business, the meeting adjourned at 2:13 p.m.

---

Dale Hall, Chair

---

Brad Mueller, Secretary



## COMMUNITY DEVELOPMENT CODE COMPLIANCE Memorandum

---

DATE: January 28<sup>th</sup>, 2020  
TO: Air Quality & Natural Resources Commission  
FROM: Colby Zander, Code Compliance Supervisor  
RE: Annual Odor Report Update – 2019 Overview

---

A handwritten signature in blue ink, appearing to be "CBZ", is located to the right of the memorandum header.

The Air Quality & Natural Resources Commission was established in October of 1995 to regulate air quality related matters for the City. According to Citizens surveyed during this time, odor was a top concern and remains a priority for the City to continually evaluate and address.

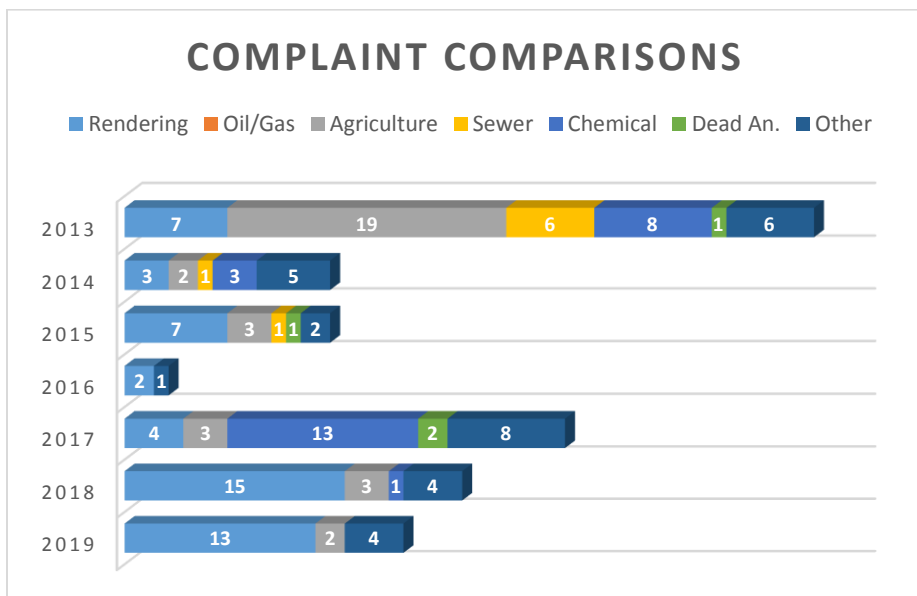
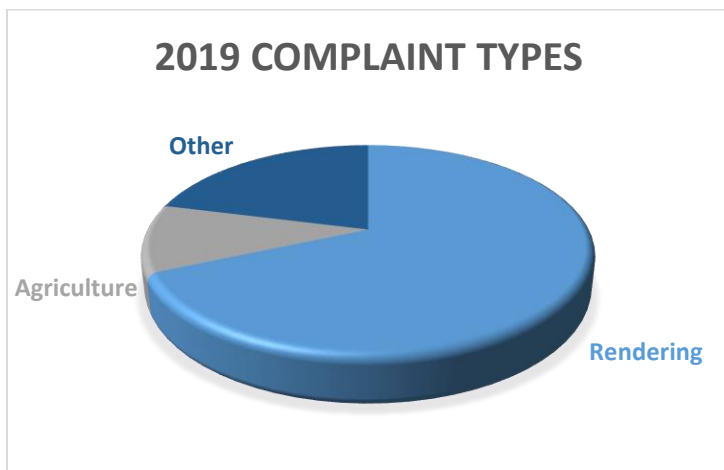
The Commission is responsible for developing and recommending an odor management plan for the City and its environs. In addition to reviewing odor complaints and issuing odor control permits, the Commission will consider appeals to staff actions taken in response to odor complaints.

I will be present for the Air Quality & Natural Resources Commission hearing to provide an overview of the 2019 odor report. This will include a brief background of the Air Quality program, history of odor complaint sources, and a look at overall annual statistics.

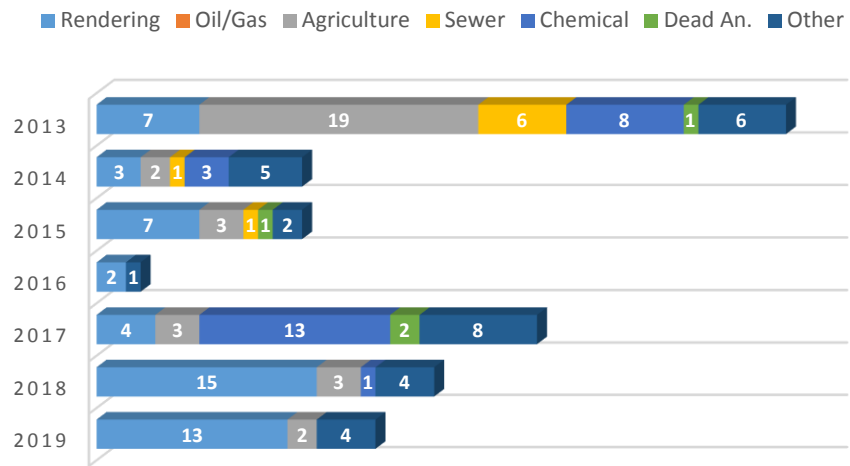
Attached: Odor Reports (1<sup>st</sup> – 4<sup>th</sup> Quarters)

For the first quarter of 2019, there have been 19 complaints received. 13 of those complaints described rendering as the offensive odor, 2 were for agricultural odors, and the remaining 4 were classified as other, or no description was given.

Of the 19 complaints received, 13 were investigated, and 6 times the odor sources was confirmed. When an odor is confirmed, the nasal ranger is used to determine dilution/threshold: there was never an occasion where the odor exceeded 2:1 (clean air to odorous air respectively) – a violation would be confirmed at 8:1. 6 Cases were not investigated due to any number of factors, including: No Description given, no personal information provided, call came in after hours, the origin is outside of City limits (ag complaints).



## COMPLAINT COMPARISONS



## Odor Report

### 2<sup>nd</sup> Quarter

In the second quarter of 2019, 12 odor complaints were received.

- 9 of 12 referenced rendering
- The other 3 complaint types:
  - 2 Hyde Plant
  - 1 Dead Animal
- 9 of the 12 calls came in during business hours, and inspections were conducted.
- In only 5 of the 12 complaints were odors detected:
  - Rendering 3 times
  - Feed Lot once
  - Hyde Plant once
- 7 of the 12 complaints originated from one of 2 primary complaint locations. The remaining 5 complaint locations varied, and 4/5 were east of 35<sup>th</sup> Avenue.

For the year, there have been 31 odor complaints.

In April, JBS began a major overhaul project of their scrubbing system. The finishing touches were put into place in late June. Since that time, the number of complaints referencing rendering have dropped significantly; however, now the predominant complaint appears to be centered around the Hyde plant.



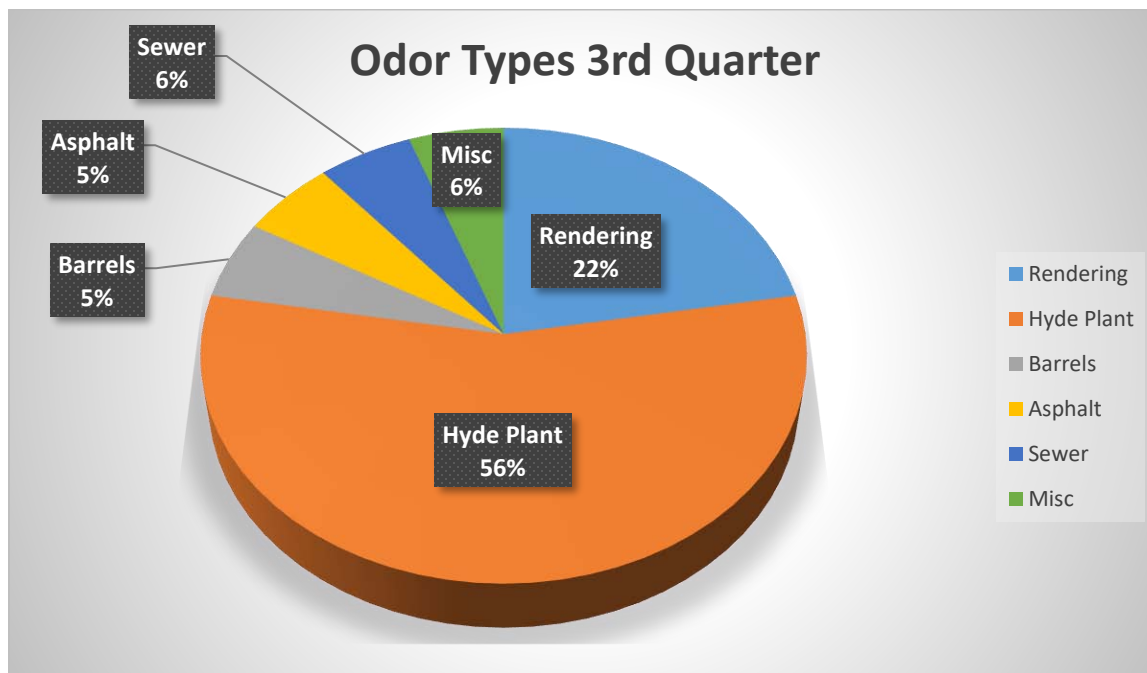
## Odor Report

### 3<sup>rd</sup> Quarter

In the third quarter of 2019, 18 odor complaints were received.

- 10 of the 18 referenced the Hyde Plant at JBS
- Other complaint types:
  - 1 for Sewer smells
  - 1 for Asphalt
  - 4 for Rendering
  - 1 for Barrels
  - 1 for a miscellaneous odor
- 12 of the 18 calls came in during business hours and inspections were conducted.
- In only 6 of the 18 calls were odors detected and 0 of those registered anywhere near a violation on the nasal ranger:
  - 3 for Hyde plant
  - 1 for rendering
  - 1 for asphalt
  - 1 for a sewer smell
- 11 of the 18 calls came from one address, the others were split between City Hall and random other addresses regarding the sewer, asphalt and barrel smells.
- Our average response time, during business hours, was 25 minutes from the time of call.

For the year, there have been 50 odor complaints.





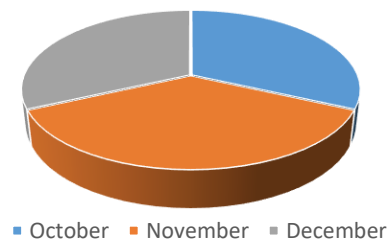
## Community Development | Code Compliance

### Odor Report: 4th Quarter

We recieved a total of **22** odor complaints during the 4th quarter of 2019. 14 of the 22 complaints reference rendering from JBS as the offensive odor source. There were three complaints that referenced the hide plant (JBS), one for gas odor, one for agriculture, and three as "other." We saw a **22% increase** from the 3rd quarter bringing our total number of complaints for 2019 to **71**.

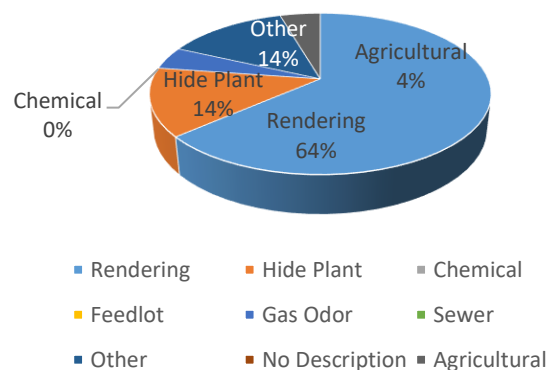
Odor Complaint	Quantity
October	7
November	8
December	7
<b>4th QUARTER TOTAL:</b>	<b>22</b>

Breakdown by Month



Odor Complaint Source	Quantity
Rendering	14
Hide Plant	3
Chemical	0
Feedlot	0
Gas Odor	1
Sewer	0
Other	3
No Description	0
Agricultural	1
<b>TOTAL:</b>	<b>22</b>

Odor Source



Previous Quarter Comparison	Quantity
Previous Quarter Total:	18
Current Quarter Total:	22
<b>Difference +/-</b>	<b>22%</b>

**22%**