

CITY OF GREELEY, COLORADO

2016 Budget at a Glance

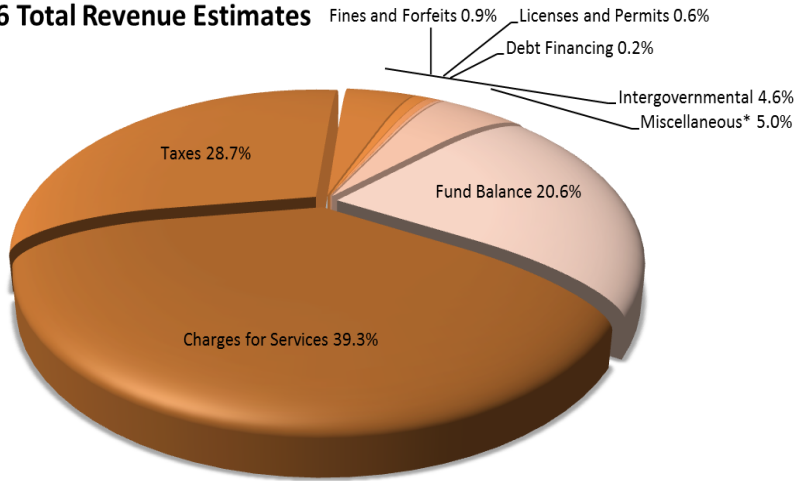


The original 2016 Budget was approved by the City Council on October 6, 2015. The amended 2016 Budget including appropriations for the 0.65% tax increase to fund the “Keep Greeley Moving” initiative was approved by City Council on January 5, 2016 appropriating \$295,153,346 for expenditures and \$91,217,330 for transfers between funds; a total of \$386,370,676. The 2016 budget increases 19.3% (excluding transfers) from the 2015 original budget and decreases 8.7% (excluding transfers) from the 2015 revised budget. The 2016 budget increases from the original 2015 budget include: \$12 million in street and infrastructure improvements, \$9.3 million in Sewer construction and operation, \$19.5 million in Water construction and operation, \$4.5 million in Stormwater construction and operation, and \$2.8 million in other operating and construction expenditures. Decreases in the 2016 budget as compared to the 2015 revised budget include 2015 projects: 10th Street Access Improvements for \$3.4 million, 11th Avenue & 11st Properties for \$2.6 million, Public Safety Training Facility for \$2 million, and Transit Transfer Center for \$2.3 million, East 16th Street/ US 85 Bypass for \$1.7 million, Poudre Initiative for \$4.3 million, Gold Hill Water Tank for \$4.4 million, and \$19.5 million for the Bellvue Transmission Line. Many of the decreases in budgeted expenditures were offset by increased expenditures for other city projects. Notable increases include \$5.5 million for Water capital replacements, \$4.1 million for Water rights acquisition, and \$2.4 million for Stormwater construction.

REVENUES & EXPENDITURES

2016 Budget at a Glance

2016 Total Revenue Estimates

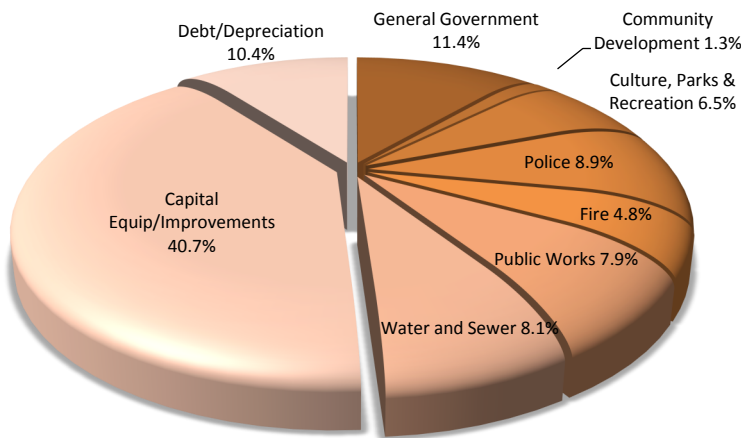


Revenue Sources	Estimate
Charges for Services	\$115,950,213
Taxes	84,662,308
Intergovernmental	13,452,938
Fines and Forfeits	2,770,100
Licenses and Permits	1,800,282
Debt Financing	737,790
Miscellaneous*	14,899,154
Fund Balance	60,880,561
Total	\$295,153,346

The 2016 total revenues, excluding operating transfers, are expected to decrease 9.6% from the 2015 Revised Budget. Taxes and Charges for Services represent 85.6% of the total revenue collected.

*Miscellaneous includes funded depreciation (\$10,896,335), rentals (\$1,154,586), Island Grove county buildings (\$623,731), interest (\$508,711), Community Development Block Grant (\$350,000), royalties (\$391,000), sales (109,000), purchasing card rebate (\$100,000), private contributions (\$91,208), and other (\$674,583).

2016 Expenditures by Department



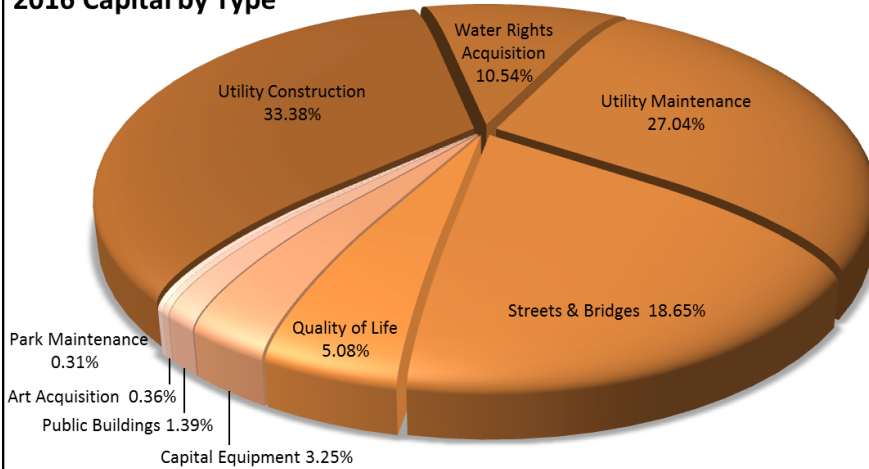
Department	Budget
General Government	\$33,501,078
Community Development	3,767,606
Culture, Parks & Recreation	19,296,962
Police	26,239,378
Fire	14,220,488
Public Works	23,346,067
Water and Sewer	23,929,638
Debt/Depreciation	30,750,653
Capital Equipment /Improvements	120,101,476
Total	\$295,153,346

General Government includes: City Council, City Manager’s Office, City Attorney’s Office, Economic Development, Finance, Information Technology, Human Resources, Municipal Court, City Clerk’s Office, Insurance, and General Fund Non-Departmental expenditures.

CAPITAL BY TYPE & FTE'S

2016 Budget at a Glance

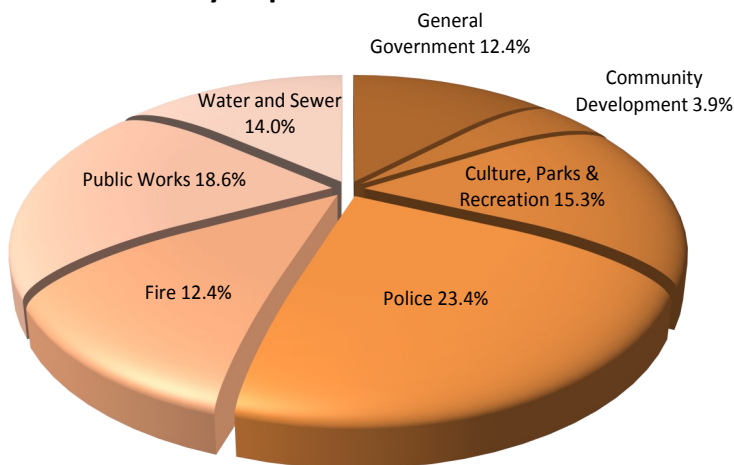
2016 Capital by Type



Project Type	Budget
Utility Construction	\$40,091,950
Utility Maintenance	32,480,208
Streets & Bridges	22,399,286
Water Rights Acquisition	12,658,000
Quality of Life	6,103,545
Capital Equipment	3,900,546
Public Buildings	1,674,000
Art Acquisition	431,536
Park Maintenance	369,000
Total	\$120,108,071

The 2016 Budget includes \$120.1 million for capital construction and equipment which encompasses the following: \$85.2 million for Water, Sewer and Stormwater construction, acquisition, and maintenance; \$22.4 million for Streets & Bridges; \$6.1 million for Quality of Life projects; \$3.9 million for fire, water and sewer, parks, fleet vehicles, and storm and water crew equipment; \$1.67 million in Public Building capital improvements; \$431 thousand for art acquisition; and \$369 thousand for Park Maintenance.

2016 FTE's by Department



FTE's by Department	Budget
General Government	108.50
Community Development	34.00
Culture, Parks & Recreation	133.50
Police	204.50
Fire	108.00
Public Works	162.00
Water and Sewer	121.75
Total	872.25

The City of Greeley added 11.00 full-time equivalent (FTE) positions to the 2016 Budget. The departments affected are as follows: Police added 3 new Patrol Services Officers, Public Works added 2 Engineering Technicians for the "Keep Greeley Moving Initiative", and 6 FTEs to support increased transit operations. Total budgeted FTEs for 2016 are 872.25, which is an increase of 1.28% from the 2015 budgeted FTEs of 861.25.

CITY OF GREELEY, COLORADO

2016 Budget at a Glance



City Council Members

Mayor Tom Norton

Ward I: Rochelle Galindo

Ward II: Randy Sleight

Ward III: John Gates

Ward IV: Michael Finn

At Large: Sandi Elder

At Large: Robb Casseday

For more information contact:

Robert Miller, Budget Manager
970-350-9735

robert.miller@greeleygov.com

or

Victoria Runkle, Assistant City Manager
970-350-9730

victoria.runkle@greeleygov.com

or

Lezlie Philp, Deputy Finance Director
970-350-9732

lezlie.philp@greeleygov.com

The complete budget document may be reviewed at the City Clerk's Office located at City Hall, 1000 10th St or online at: <http://greeleygov.com/government/finance/budget>